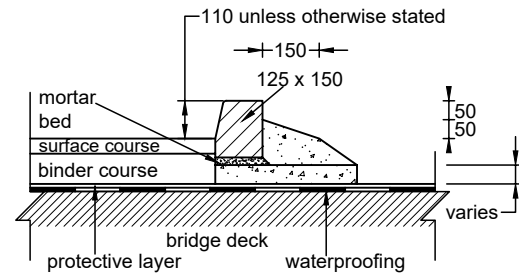
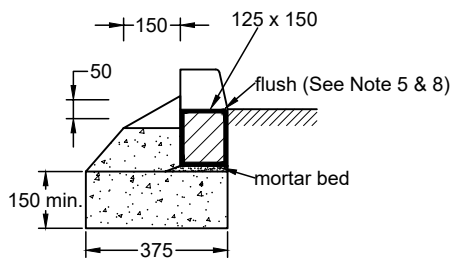


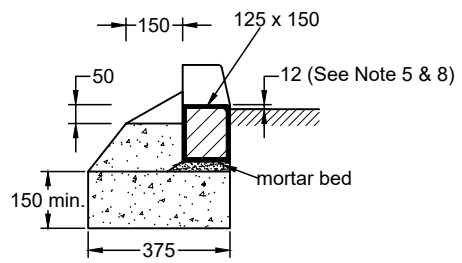
Type K1 (half battered 12.5 - 15°)
K1A (45° splay)



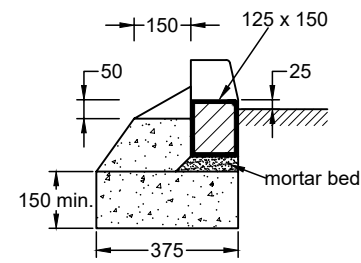
Type K4
(half battered 12.5 - 15°)
K4A (45° splay)



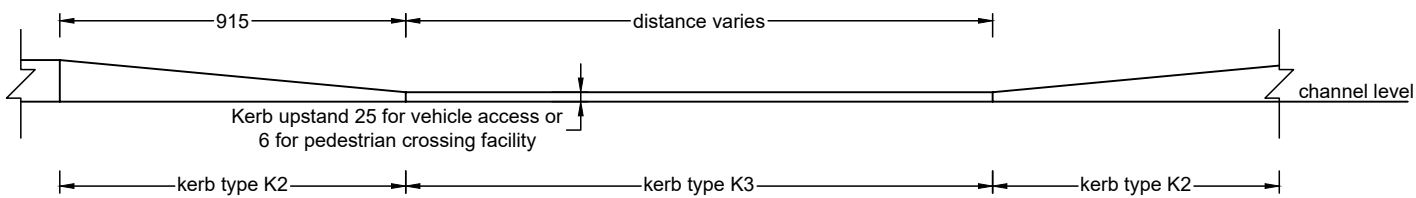
Type K2 Dropper - TYPE K3 Dropped
K2A (45° splay)
Pedestrian Crossing Point
with Tactile Paving (See Note 7)



Type K2 Dropper - TYPE K3 Dropped
K2A (45° splay)
Pedestrian Crossing Point
without Tactile Paving (See Note 7)



Type K2 Dropper - TYPE K3 Dropped
K2A (45° splay)
Vehicular Access



Notes

- Concrete bed and backing to Grade ST3 concrete to Clause 2602.
- Mortar bed to be Class 1 to Clause 2404 thickness 10-20mm to Clause 1101.
- Precast concrete kerbs and edgings to BS 7263.
- See SD/11/3 and SD/11/4 for back of kerb treatment when area to rear of kerb is surfaced.
- Tolerances exist for both kerbs and surfacing. These must be given consideration for each individual site.
- Vehicular accesses must not be used as pedestrian crossing points due to potential conflicts between pedestrians and vehicles.
- See P78 of L.C.C.'s Maintenance Design Manual for policy on whether tactile paving should be provided.
- Type K3 'flush' kerbs to be bull nose finish with nominal upstand of 6mm at pedestrian facility.
- Kerb upstand at vehicular crossing 25mm.

Rev: AMENDMENT DETAILS Date: Description: Approved by:



Checked by: GP Approved by: SB

ISSUED 12/05/17

Precast Concrete Kerbs

This is a typical detail and may require conversion to a full scheme specific drawing.

NOT TO SCALE
(all units in millimetres)

Disclaimer : Before making use of this detail, any designer or third party must ensure that it satisfies all requirements of the scheme to which it is being applied. Lincolnshire County Council accept no responsibility for third party use of this Standard Detail.

SD/11/2
Standard Detail Number

Revision Number

Revision