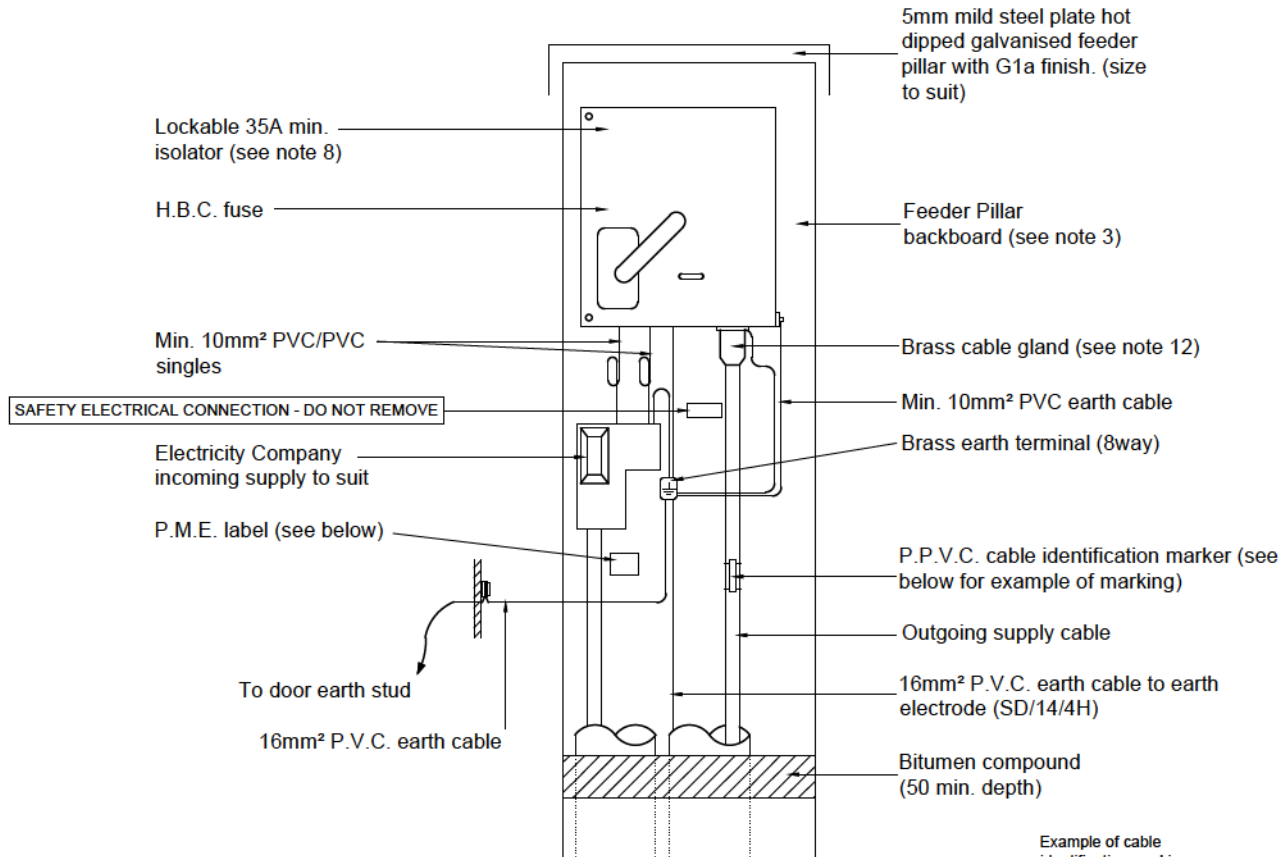
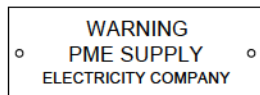



Feeder Pillar Type 2 - 3 Phase or 1 Phase as shown



Label for Electricity Co. supply



Example of cable identification marking



Circuit protective device located at feeder pillar 3

Circuit A Cable No. 1

Notes

1. Feeder Pillar notes are detailed on SD/14/1
2. Feeder Pillar may incorporate additional equipment and be sized to suit.

Rev:	Date:	Description:	Approved by:
A1	04/01/22	Dwg reference amended	PC



Checked by:	PC	Approved by:	SB
ISSUED		02/12/14	

Feeder Pillar Type 2 -
With Switch Fuse Only

SD/14/1E	A1
Standard Detail Number	Revision Number

This is a typical detail and may require conversion to a full scheme specific drawing.

NOT TO SCALE
(all units in millimetres)

Disclaimer : Before making use of this detail, any designer or third party must ensure that it satisfies all requirements of the scheme to which it is being applied. Lincolnshire County Council accept no responsibility for third party use of this Standard Detail.