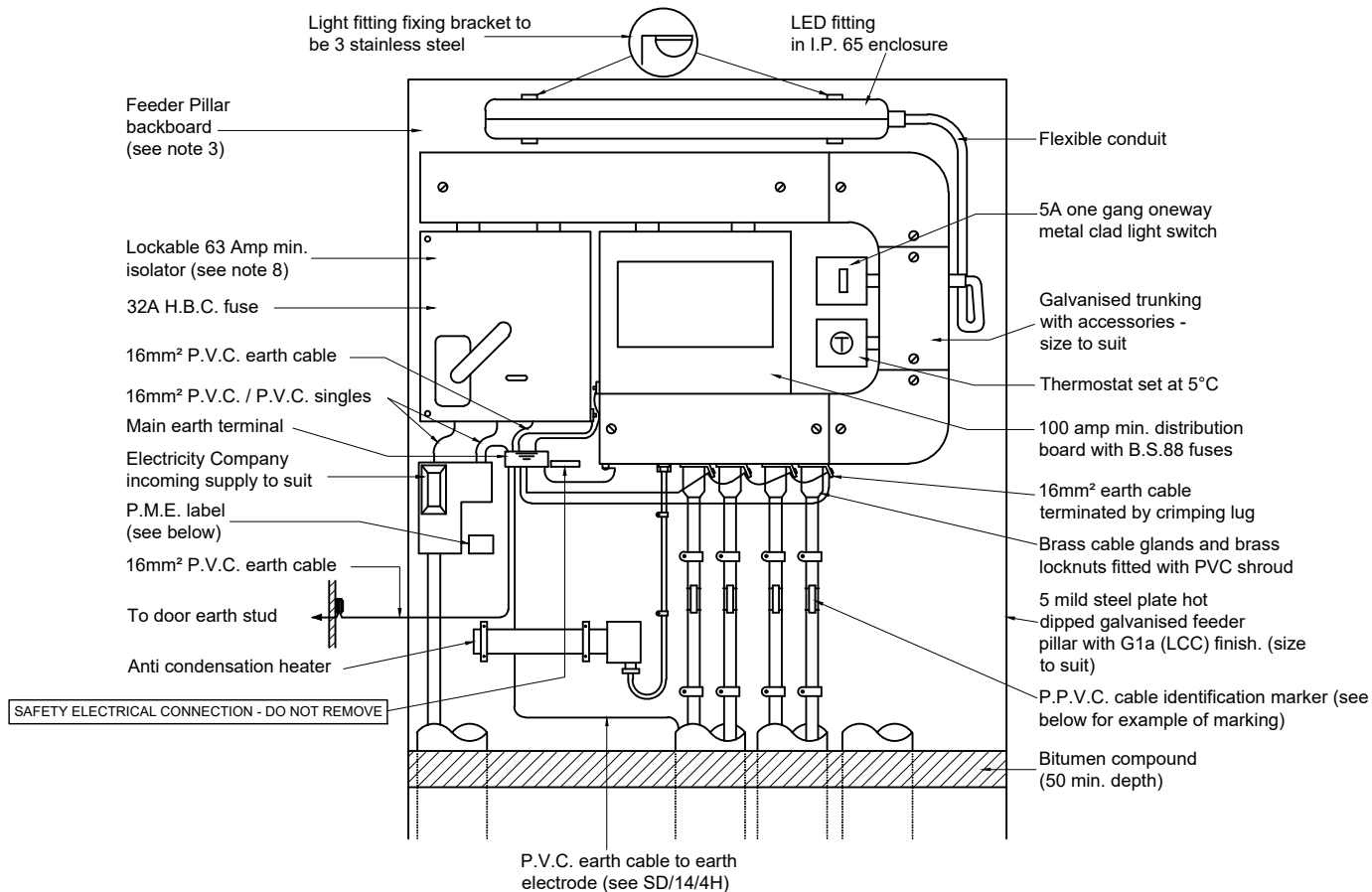


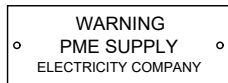
Notes

1. Feeder Pillar notes are detailed on SD/14/1

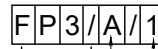


SAFETY ELECTRICAL CONNECTION - DO NOT REMOVE

Label for Electricity Co. supply



Example of cable identification marking



Circuit protective device located at feeder pillar 3

Circuit A Cable No. 1

This is a typical detail and may require conversion to a full scheme specific drawing.

NOT TO SCALE  
(all units in millimetres)

**Disclaimer :** Before making use of this detail, any designer or third party must ensure that it satisfies all requirements of the scheme to which it is being applied. Lincolnshire County Council accept no responsibility for third party use of this Standard Detail.

A1	04/01/22	Dwg reference changed 18 watt fluorescent changed to "LED"	PC
Rev:	Date:	Description:	Approved by:
AMENDMENT DETAILS			



Checked by:	PC	Approved by:	SB
ISSUED		02/12/14	

Feeder Pillar Type 1 -  
With Distribution Board

SD/14/1D  
Standard Detail Number

A1  
Revision Number